

**Earth point locations**

- A Right hand front wheel house
- E Ignition module mounting stud
- F Engine front cover (L/H side of water pump)
- G Engine mount (R/H side)

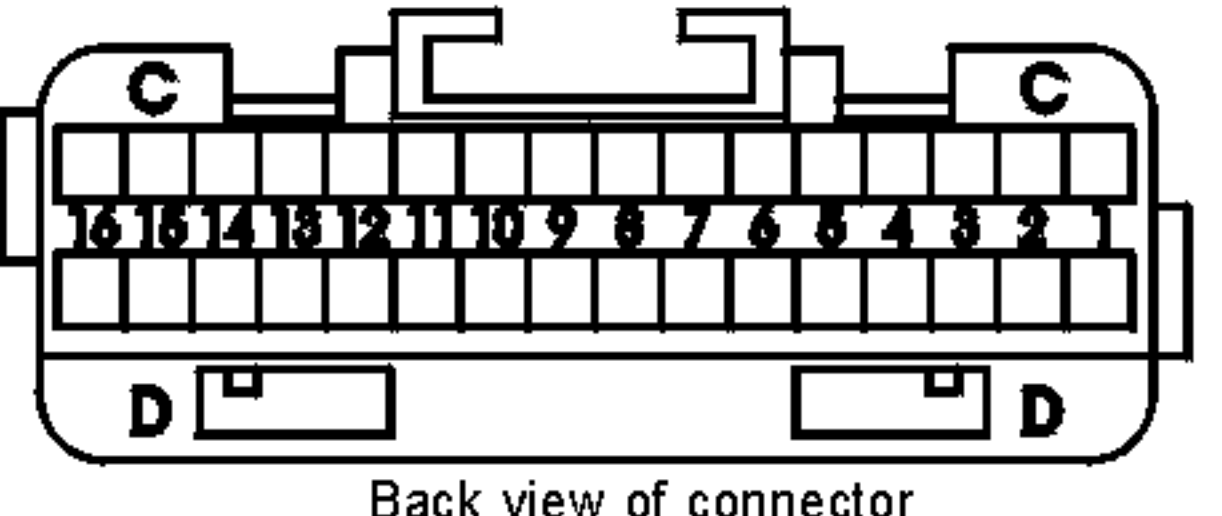
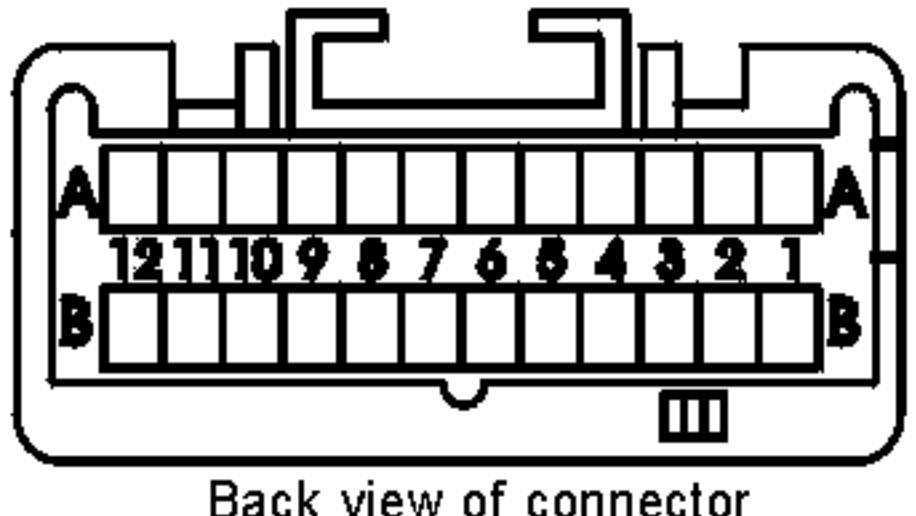
**Wiring colour legend**

B	Black	P	Pink
BR	Brown	R	Red
G	Green	T	Tan
GY	Grey	V	Violet
BLU	Blue	W	White
Lt	Light	Y	Yellow
O	Orange		

The first letter indicates the primary wire colour, with the second letter denoting the colour of the stripe.

Example of wire coding: LtG/B  
 Light Green Black

**Engine Control Module**  
Holden VS Commodore V8



**Trip computer**

**ABS**

**BCM**

**MAP Sensor**

**Throttle Position sensor**

**A/C compressor clutch**

**Intake Air Temperature sensor**

**CTS**

**Idle Air Control valve**

**Oxygen sensor**

**Knock Sensor (185kw)**

**Fuel pump**

**Oil pressure switch/sensor**

**Warning lamps check relay**

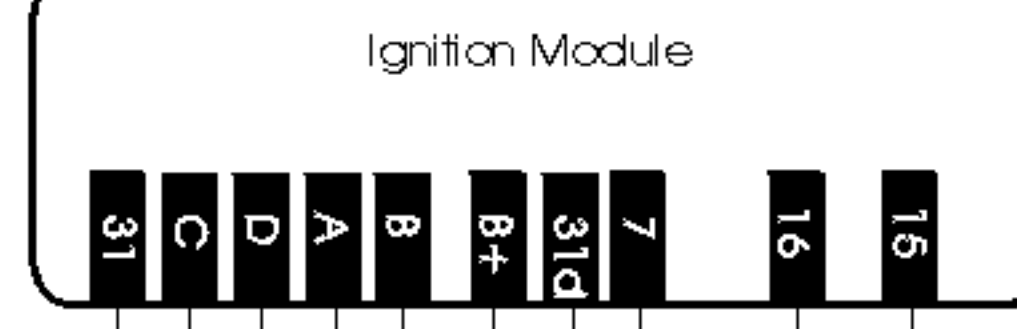
**EFI relay**

**Ignition Relay**

**A/C Med pressure switch**

**Cooling fan**

**Cooling fan relay (High Speed)**



**Distributor**

**Ignition Coil**

**Tacho**

**Battery**

**Main fusible link**

**Cooling fan fusible link**

**Ignition switch**

- Off/On lock
- Accessories
- Ignition
- Start

**Data Link Connector**

**Climate control only**

**Standard A/C only**

**Wiring colour legend**

Example of wire coding: LtG/B

